

[Water stewardship](#)
[Biodiversity](#)
[Mining-metallurgical waste management](#)
[Waste management](#)
[Air quality](#)
[Mine closure](#)

Performance and metrics

We fully comply with all applicable water regulations and maintain our reputation through best practices. These practices help reduce costs and increase efficiency, particularly through recirculation.

We recirculate 78% of our process and sanitary water. Municipal wastewater accounts for 15.4% of total intake, and we opt for brackish water in arid regions to minimize freshwater use. Preventive and predictive maintenance helps avoid leaks. We also use measuring devices and treatment systems for internal water recirculation. We discharged no process water in 2024 due to our closed-loop systems. There were no incidents of noncompliance with water quality permits, standards, or regulations.

Company	Reportable Incidents	Significant Incidents
Peñoles	0	0
Fresnillo plc	0	0

Balance (MI)

	Category	Source	Year	
			2024	2023*
Inputs	Freshwater	Surface water	294.01	735.57
		Municipal distribution system	421.24	412.85
		Groundwater	34,973.13	27,538.00
	Brackish water		3,868.96	3,613.88
	Treated water	Municipal wastewater	7,216.09	6,412.31
TOTAL inputs			46,773.44	38,712.62

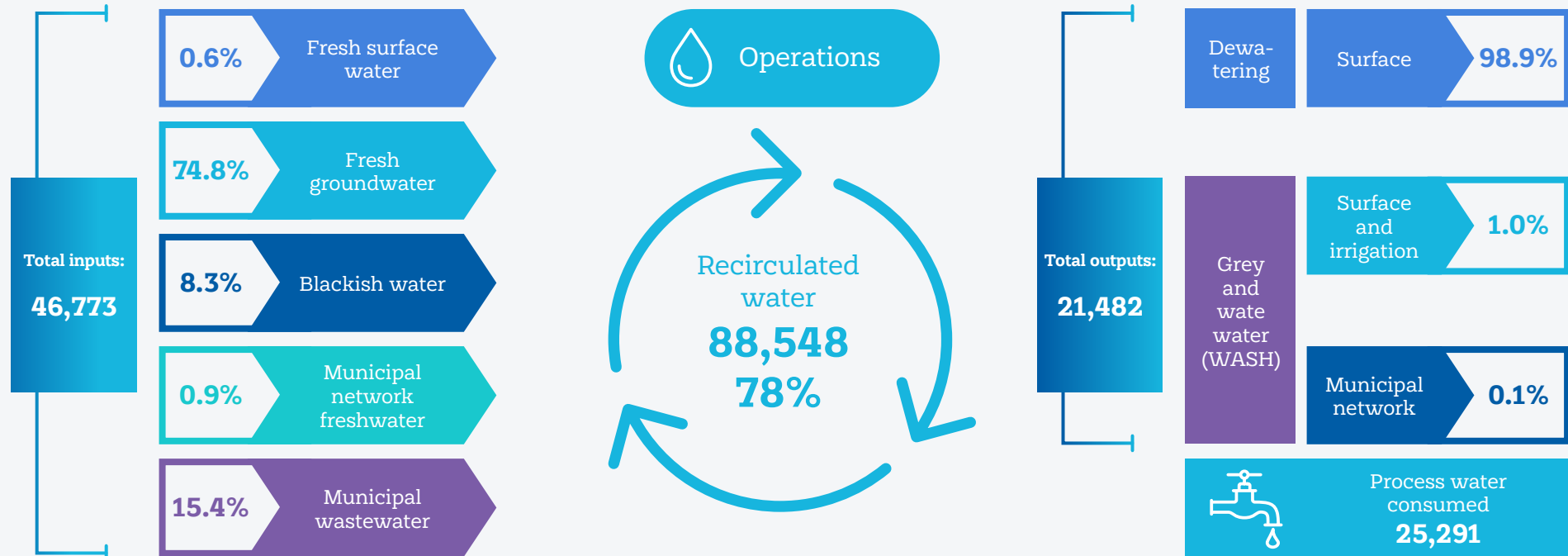
	Type of water	Destination	Year	
			2024	2023
Outputs	Dewatering	Surface water	21,244.25	14,500.83
	Water, Sanitation and Hygiene (WASH)	Surface water / Irrigation of green spaces	218.66	244.80
		Municipal wastewater	19.51	19.05
TOTAL outputs			21,482.42	14,764.68

Water consumed in our processes			25,291.02	23,947.94
		Peñoles Mines	4,444.38	4,725.33
		Fresnillo plc Mines	13,830.75	12,395.29
		Metals	3,189.00	3,259.82
		Chemicals	3,826.88	3,567.51

* Groundwater extraction from Bermejillo (from the Metals division) was reclassified as brackish water, based on water characterization; WASH discharges were also broken down.

*Municipal wastewater accounts for **15.4%** of total intake, and we opt for brackish water in arid regions to minimize freshwater use.*

Corporate water balance (MI)



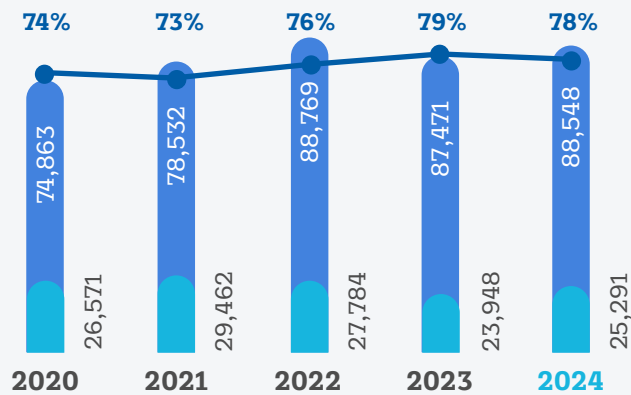
Note:

- **Inputs:** All water entering the operating system for consumption or diversion (dewatering).
- **Outputs:** Water returned into the environment or to a third party.
- **Process water consumed:** Water used for operations and permanently lost through evaporation, trapped in concentrates or tailings, or other losses.
- **Recirculated water:** Water recovered and reused in operations, either untreated (reuse) or treated (recycling).
- **Types of water:**
 - **Fresh surface water:** Spring water
 - **Fresh groundwater:** Underground water that is stored or flows in the pore spaces of soil and rock, as well as groundwater that surfaces due to mining activities (mine water)
 - **Brackish water:** Water with high total dissolved solids (>2,500 mg/L)
 - **Municipal network freshwater:** Water from municipal supply
 - **Municipal wastewater:** Municipal sewage water
 - **Dewatering:** Mine water that is not consumed and is returned to a natural water course
 - **Gray water:** Wastewater from sanitary uses
 - **Waste water:** Sanitary wastewater that has undergone treatment

[Water stewardship](#)
[Biodiversity](#)
[Mining-metallurgical waste management](#)
[Waste management](#)
[Air quality](#)
[Mine closure](#)

Operating efficiency

Water consumption, reuse, and reuse percentage

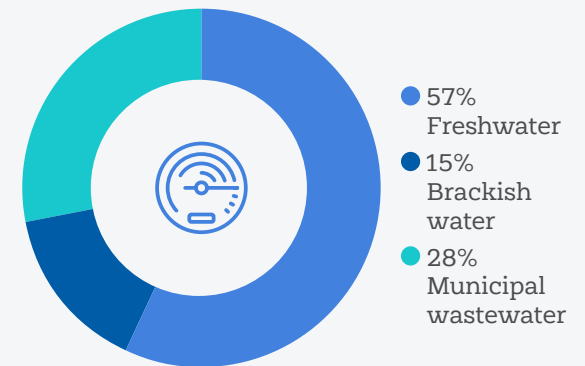


Freshwater withdrawals and consumption (MI)

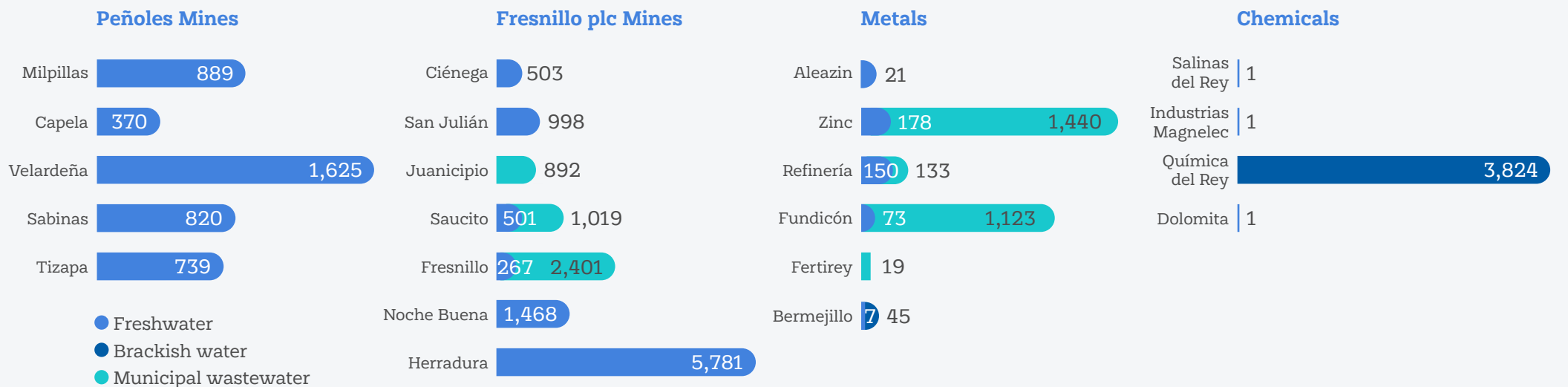
Withdrawals		Consumption	
Freshwater	Total	Freshwater	Total
35,688.39	46,773.44	14,394.60	25,291.02

- Reuse (MI)
- Consumption (inputs minus outputs MI)
- Reuse percentage (water reused out of total water used)

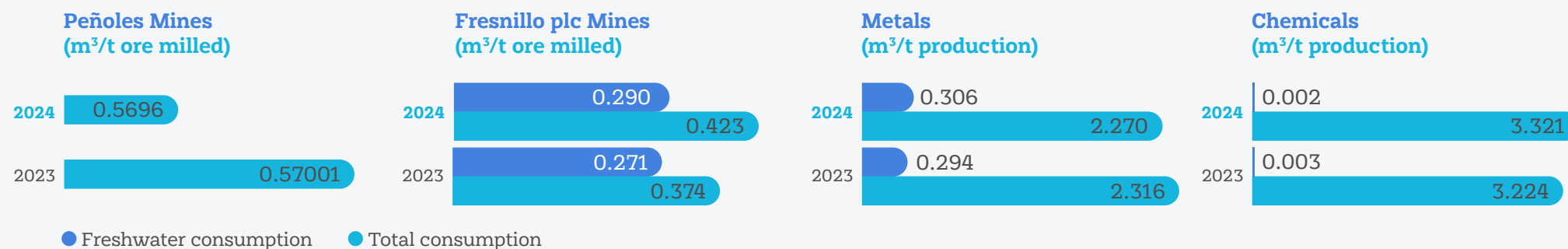
Industrias Peñoles water consumption



Industrias Peñoles water consumption by business unit (MI)



Consumption intensity by division



Production: Metals and Chemicals divisions include products and byproducts.

Withdrawal and consumption of freshwater by water-stress location

Water stress location (WRI)	Withdrawal of freshwater	Consumption of freshwater	Recirculated (Ml)	Reuse percentage
Low (<10%)	1.04%	2.57%	5,528	93.72%
Medium-High (20 - 40%)	4.87%	12.07%	3,166	64.57%
High (40 - 80%)	-	-	-	-
Extremely High (>80%)	94.09%	85.34%	79,563	86.62%
Arid and low water use	0.01%	0.01%	291	99.38%

Most of our operations are in extremely high-water stress areas. Therefore, we strive to utilize and recycle municipal wastewater, which represents **17.8%** of the total water input in these areas. During the year, we recirculate and reuse **79,563 Ml**, equivalent to **86.6%** of the total water used in our processes.

Preventive and predictive maintenance helps avoid leaks. We also use measuring devices and treatment systems for internal water recirculation.

